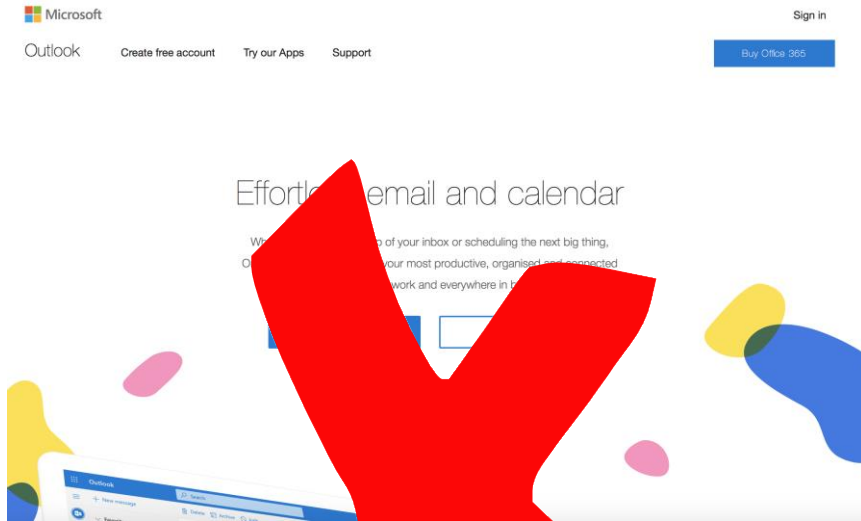
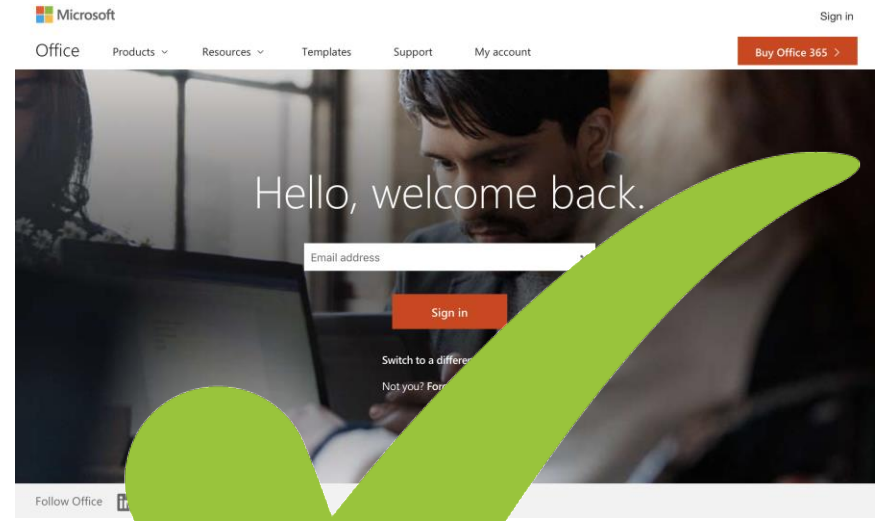


www.live.com



www.office.co.uk



Web Login at Home

Year 9 = 19firstname.lastname@whitleybayhighschool.org

Year 10 = 18firstname.lastname@whitleybayhighschool.org

All other years = firstname.lastname@whitleybayhighschool.org

Then enter your password

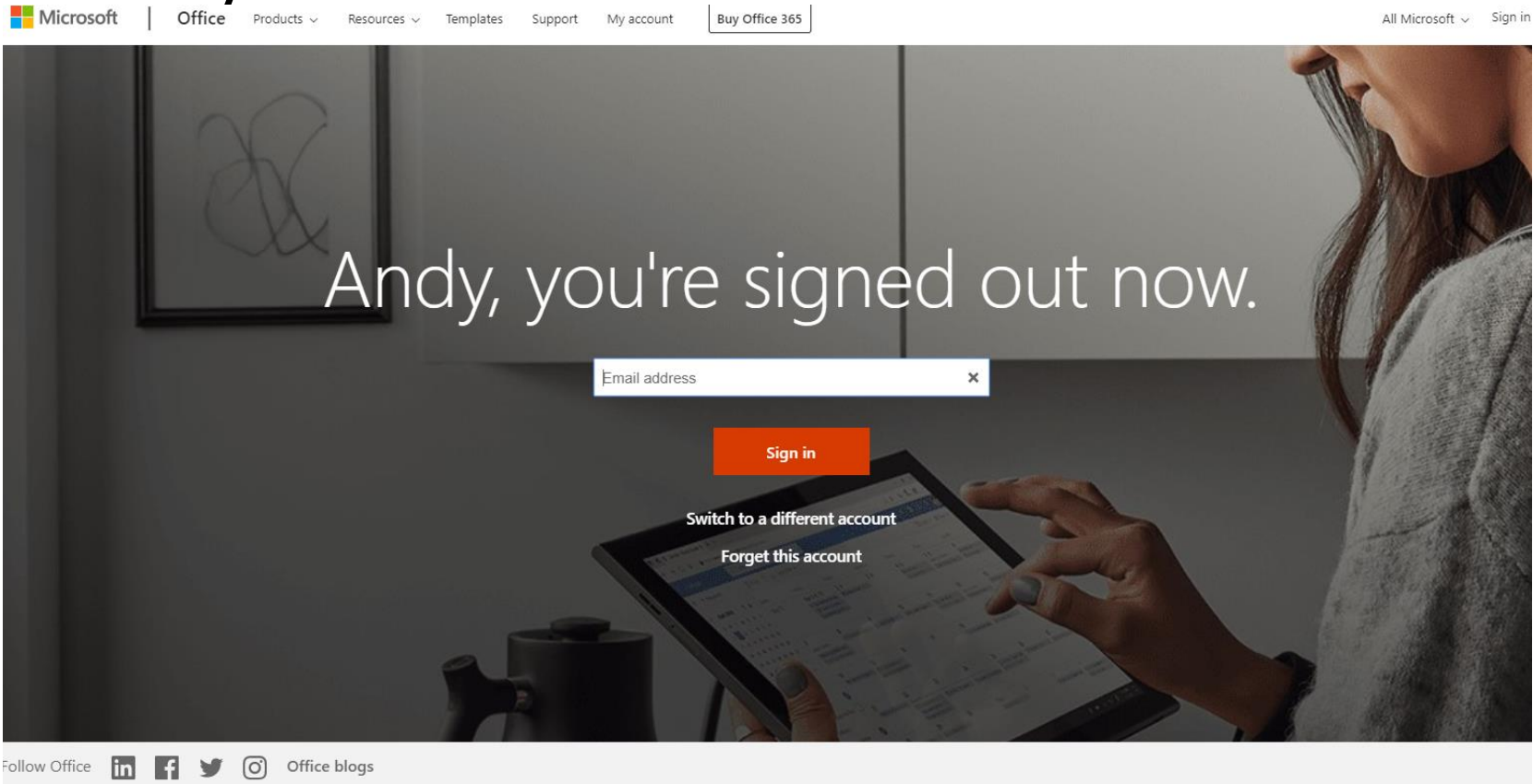
The following browsers can be used:
Google Chrome or Internet Explorer



Do not use Microsoft Edge at this stage



After selecting Office 365 it will ask you to enter email address



Year 9 = 19firstname.lastname@whitleybayhighschool.org
Year 10 = 18firstname.lastname@whitleybayhighschool.org
All other years = firstname.lastname@whitleybayhighschool.org
Then enter your password

Whitley Bay High School

- Whole School
 - School Home
 - CPD
 - Extracurricular
 - Governors
 - Library
 - SLT
 - Staff
- My Subjects
 - All Subjects
 - Maths
- Classes 2018-19
 - Class Dashboard
 - 09S/Ma4a
 - 11M/K2/Ma
 - 12A/Ma1a
 - 12ER1/Mr
- Pastoral
- My Links
 - Edit My Links

Latest News: WBHS Collaboration SharePoint Week 2

Use this button to access the same page you see when you open Chrome on a School PC.

Here you can get to SharePoint and Teams

Whitley Bay High School

Rachel Thurlow

- OneDrive
- Outlook Email
- My Classes
- My Assignments

WBHS Dashboard Office 365 Duncan Thurlow

Good afternoon

Search

Install Office apps

Outlook OneDrive Word Excel PowerPoint OneNote SharePoint Teams Class Notebook Sway

Use this button if you want to install the Word, PowerPoint, Excel etc. to use on up to 5 home PCs. You can also install these apps on your phone.

Sign in with your email address to activate

Activate Office

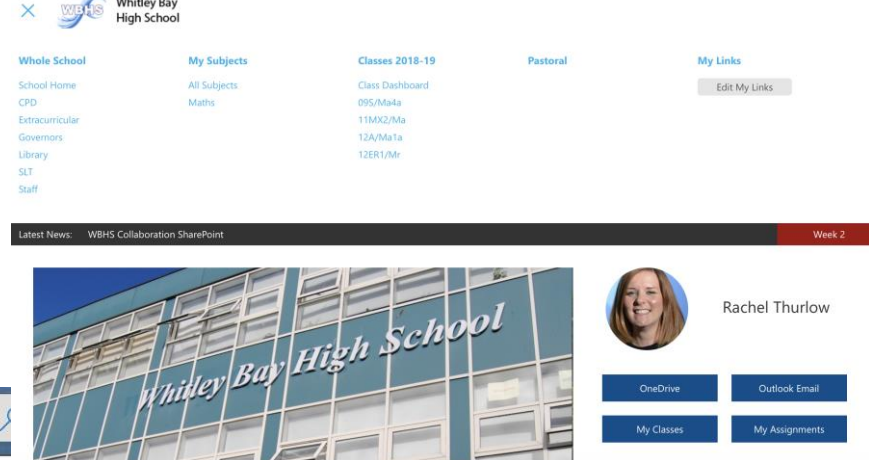
To activate Office, enter the email address that's associated with your Office subscription.

Type your email address or phone number

Next

Enter a product key instead

Click the 3 lines to open your SharePoint Menu which will list all of your subjects and your areas you can view (see small image to the right)



Latest News: Whitley Bay High School Presents - Little Shop of Horrors

+ New Page details



If you want to work on Word/PowerPoint/Excel/Teams online – click the 9 dot square to open your list (green above top left)

This is where you can also select your email via Outlook



on your mobile device

Want access to WBHS Learning Network on the go...



Accessing School Email



Accessing and
Uploading School Files





Accessing Class Planner



Simply sign in to the app using your school email and login password.

As they are all linked if you sign into one you are signed into all Microsoft Applications!




School Daily Bulletin

Open Today's School Daily Bulletin


View Archived/Upload School Daily Bulletins

Each subject you take has a resource area where subjects can place files for all students.

Each teacher via the **Class Dashboard** has a “Team” area where they can set you tasks and you can store files just for that teacher.



Teacher




Duncan Thurlow


- Science Resources
- Class Team
- Student Work in Teams
- Assignments
- Setup Class Notebook

Saving work at WBHS – 20,000Gb

Type	2018-19 Use
Firstname.lastname (W Drive)	Web Downloads/ Day to Day Personal files
WBHS Student (R Drive)	Large file Storage for Art, Media or Photography



OLD



NEW

Saving Microsoft Cloud – 14,000,000 Gb

Type	2018-19 Use
OneDrive (Office365) [5000Gb each]	All Personal files/ One to one collaboration
SharePoint (Office365)	Future "Team" collaboration for Subjects